

Thermostat Adjustment Information for All Campuses

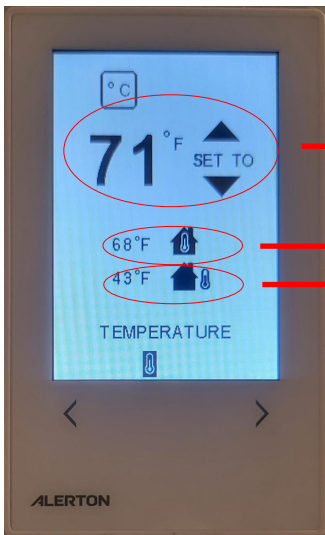
Exception: Lupe Garcia Elementary and GBCCA

District guidelines indicate the expected adjustment of thermostats throughout the district. Temperature set points provide a reasonable level of comfort within the framework of appropriate dress. Generally, the set point will allow for the thermostat to be adjusted between 70-74 degrees. The override function is available for those in classrooms needing additional time to accomplish tasks.

The Energy Manager will design schedules to operate equipment within district guidelines to provide students and staff an environment conducive to the educational process. Additional operation of HVAC is scheduled to accommodate the needs of those conducting appropriate school business outside of these hours.

Additional operation of HVAC equipment must be requested through the campus scheduler and submitted via FS Direct no later than Wednesday, the week prior to the event. This allows sufficient time to ensure schedules are accommodated properly. Efforts will be made to accommodate all reasonable requests and to locate after-hours events in the most efficient manner possible, according to location and attendance.

Please see below for operation instructions for district thermostats and after hours override operation:



Desired Temp Set Point

Use the up or down arrows to adjust the temp between 70°-74° in most cases.

Inside Room Temp

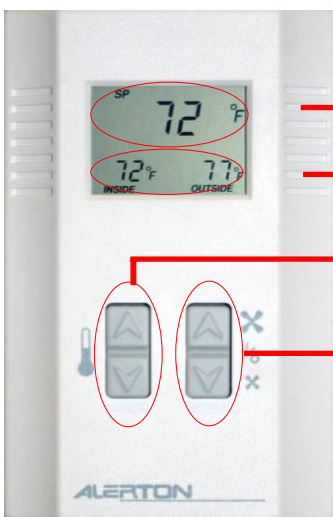
Outside Air Temp



Desired Temp Set Point

Use the up or down arrows to adjust the desired time and temp between 70°-74° in most cases. Unit will remain on until the timer has run out.

Use the left/right arrows to toggle between the time, temp, and home screens. The time screen allows for adjustment of override time. The temp screen allows you to adjust temps. The home screen is informational only and has no function. Unit will remain on until the timer has run out.




Adjustable Room Temp Set Point

Display of inside and outside temps. Not adjustable from controller.

Use the up or down arrows to adjust the desired temp between 70°-74° in most cases. District temp guidelines are cooling between 70°-74°.

Not functional during scheduled work hours.



Displayed Time for Override

Unit will remain on until the timer has run out. Timer can be adjusted any-time up to 1 hr or more depending on area.

Use the up or down arrows to adjust the desired temp between 70°-74° in most cases.

Arrow up or down for Override after hours only

Thermostat Adjustment Information


for Lupe Garcia Elementary and GBCCA

District guidelines indicate the expected adjustment of thermostats throughout the district. Temperature set points provide a reasonable level of comfort within the framework of appropriate dress. Generally, the set point will allow for the thermostat to be adjusted between 70-74 degrees. The override function is available for those in classrooms needing additional time to accomplish tasks.

The Energy Manager will design schedules to operate equipment within district guidelines to provide students and staff an environment conducive to the educational process. Additional operation of HVAC is scheduled to accommodate the needs of those conducting appropriate school business outside of these hours.

Additional operation of HVAC equipment must be requested through the campus scheduler and submitted via FS Direct no later than Wednesday, the week prior to the event. This allows sufficient time to ensure schedules are accommodated properly. Efforts will be made to accommodate all reasonable requests and to locate after-hours events in the most efficient manner possible, according to location and attendance.

Please see below for operation instructions for district thermostats and after hours override operation:




Inside Room Temp

Normal Display . Use +/- to raise or lower set point between 70°-74° in most cases

Function/Select Button

Use to Select Over ride for after hours HVAC




Desired Temp Set Point

Use the +/- to adjust the desired time and temp between 70°-74° in most cases.

Override

Use the +/- to adjust the over ride request. An 'X' indicates *off* while a '✓' indicates *on*. Over rides will remain on for a two hour period. Over rides will not function during operating hours



Inside Room Temp

Normal Display rests on room temp.

Function/Select Button

Use to Select Over ride for after hours HVAC and heating/cooling set points. Use +/- to raise or lower set point between 70°-74° and over ride Off/On on selected screens.

